

# CROWN<sup>®</sup>

## *Jewel* OF COOKING

Two-Sided Grills made  
*Easier, Faster, Smarter ...*  
all at the touch of a button.

Available in  
Electric or Gas

### *Easier*

Modular; customize the cook surface size & number of upper platens  
Requires a smaller footprint than flat grill cooking  
Totally automatic; reduces labor requirements  
Reduces product waste

### *Faster*

Cooks both sides of the product simultaneously  
Cooks the product 2/3 faster than traditional flat grills  
Cooking speed eliminates the need to hold product before serving

### *Smarter*

Solid state controls are intuitive and easy to operate  
Customizable to personalize to your menu  
Expandable to grow with your future offers  
Self diagnostic to easily correct problems

### *Safer*

Provides consistent temperatures across the entire cook surface  
Automatically applies the exact pressure to the product to assure consistent product temperatures

Specification sheets can be found @ [taylor-company.com](http://taylor-company.com)












Rockton, IL  
[taylor-company.com](http://taylor-company.com)  
815.624.8333

A worldwide leader  
in foodservice  
equipment innovation



Model L810 Shown

Model #									
Model Description	Model L810	Model L812	Model L820	Model L822	Model L828	Model L811	Model L813	Model L819	Model L821
Lower Cooking Surface Heat Source	Electric	Electric	Electric	Electric	Electric	Gas	Gas	Gas	Gas
Upper Platen Heat Source	Electric	Electric	Electric	Electric	Electric	Electric	Electric	Electric	Electric
Cooking Surface Dimensions	36"	36"	24"	24"	12"	36"	36"	24"	24"
Installation	Floor Model	Floor Model	Floor Model	Floor Model	Floor Model	Floor Model	Floor Model	Floor Model	Floor Model
Upper Platens	3	2	2	1	1	3	2	2	1
Cooking Zones	3	3	2	2	1	3	3	2	2
Programmable Controls	Yes	Yes	Yes	Yes	Yes	Yes	Yes	Yes	Yes
Gapping	Automatic	Automatic	Automatic	Automatic	Automatic	Automatic	Automatic	Automatic	Automatic
Grease Collection	External Side	External Side	External Side	External Side	External Side	External Side	External Side	External Side	External Side
Dimensions w/d/h (in/mm)	40-5/16" (w) 1024mm (w) 38-13/16" (d) 986mm (d) Adjustable (h)	40-5/16" (w) 1024mm (w) 38-13/16" (d) 986mm (d) Adjustable (h)	28-3/16" (w) 716mm (w) 38-13/16" (d) 986mm (d) Adjustable (h)	28-3/16" (w) 716mm (w) 38-13/16" (d) 986mm (d) Adjustable (h)	15" (w) 381mm (w) 38-13/16" (d) 986mm (d) Adjustable (h)	40-5/16" (w) 1024mm (w) 40-13/16" (d) 1037mm (d) Adjustable (h)	40-5/16" (w) 1024mm (w) 40-13/16" (d) 1037mm (d) Adjustable (h)	28-3/16" (w) 716mm (w) 40-13/16" (d) 1037mm (d) Adjustable (h)	28-3/16" (w) 716mm (w) 40-13/16" (d) 1037mm (d) Adjustable (h)

Continuing research results in steady improvements; therefore, these specifications are subject to change without notice.